

Cross Reference List

Model		P Brand (MASTERColour)	G Brand
JCL-T	35W/830	CDM-T 35W/830	CMH39TU/VCU/830/G12
	35W/942	CDM-T 35W/942	CMH39TU/842/G12
	70W/830	CDM-T 70W/830	CMH70TU/830/G12
	70W/942	CDM-T 70W/942	CMH70TU/942/G12
JCL-TC	150W/830	CDM-T 150W/830	CMH150TU/830/G12
	150W/942	CDM-T 150W/942	CMH150TU/942/G12
	35W/830	CDM-TC 35W/830	CMH39TCU/830/G8.5
	35W/942	CDM-TC 35W/942	CMH39TCU/942/G8.5
JCL-TD	70W/830	CDM-TC 70W/830	CMH70TCU/830/G8.5
	70W/942	CDM-TC 70W/942	CMH70TCU/942/G8.5
	70W/830	CDM-TD 70W/830	CMH70TD/830/RX7S
	70W/942	CDM-TD 70W/942	CMH70TD/942/RX7S
JCL-R MR-16	150W/830	CDM-TD 150W/830	CMH150TD/830/RX7S
	150W/942	CDM-TD 150W/942	CMH150TD/942/RX7S
	20W/830 12D	CDM-R Mini 20W/830 GX10 MR16 10D	CMH20MR16/830/SP
	20W/942 12D		
	20W/830 25D	CDM-R Mini 20W/830 GX10 MR16 25D	CMH20MR16/830/FL
	20W/942 25D		
	20W/830 40D	CDM-R Mini 20W/830 GX10 MR16 40D	CMH20MR16/830/WFL
	20W/942 40D		
	35W/830 12D		CMH39MR16/930/SP
	35W/942 12D		CMH39MR16/942/SP
	35W/830 25D		CMH39MR16/930/FL
	35W/942 25D		CMH39MR16/942/FL
	35W/830 40D		CMH39MR16/930/WFL
	35W/942 40D		CMH39MR16/942/WFL

Model		P Brand (MASTERColour)	G Brand
JCL-R PAR20L	35W/830 10D	CDM-R 35W/830 E27 PAR20 10D	CMH39UPAR20SP10
	35W/942 10D	CDM-R 35W/942 E27 PAR20 10D	CMH39PAR20NSP4K
	35W/830 30D	CDM-R 35W/830 E27 PAR20 30D	CMH39UPAR20FL25
	35W/942 30D	CDM-R 35W/942 E27 PAR20 30D	CMH39PAR20FL4K
JCL-R PAR30L	35W/830 10D	CDM-R 35W/830 E27 PAR30L 10D	CMH39PAR30LSP10
	35W/942 10D		CMH39PAR30LNSP4K
	35W/830 30D	CDM-R 35W/830 E27 PAR30L 30D	CMH39PAR30LFL25
	35W/942 30D		CMH39PAR30LFL4K
	70W/830 10D	CDM-R 70W/830 E27 PAR30L 10D	CMH70PAR30L830SP
	70W/942 10D	CDM-R 70W/942 E27 PAR30L 10D	
	70W/830 30D	CDM-R 70W/830 E27 PAR30L 30D	
	70W/942 30D	CDM-R 70W/942 E27 PAR30L 30D	
JCL-R111	70W/830 40D	CDM-R 70W/830 E27 PAR30L 40D	CMH70PAR30L830FL
	70W/942 40D	CDM-R 70W/942 E27 PAR30L 40D	
	20W/830 10D	CDM-R111 20W/830 GX8.5 10D	
	20W/942 10D		
	20W/830 24D	CDM-R111 20W/830 GX8.5 24D	
	20W/942 24D		
	35W/830 10D	CDM-R111 35W/830 GX8.5 10D	
	35W/942 10D	CDM-R111 35W/942 GX8.5 10D	
	35W/830 24D	CDM-R111 35W/830 GX8.5 24D	
	35W/942 24D	CDM-R111 35W/942 GX8.5 24D	
	35W/830 40D	CDM-R111 35W/830 GX8.5 40D	
	35W/942 40D	CDM-R111 35W/942 GX8.5 40D	
	70W/830 10D	CDM-R111 70W/830 GX8.5 10D	
	70W/942 10D		
	70W/830 24D	CDM-R111 70W/830 GX8.5 24D	
	70W/942 24D	CDM-R111 70W/942 GX8.5 24D	
	70W/830 40D	CDM-R111 70W/830 GX8.5 40D	
	70W/942 40D		


Ceramic Discharge Metal Halide Lamp

JCL

FOR COMMERCIAL SPACE, OFFICE & PUBLIC BUILDING



Electric Ballast For Metal Halide Lamp



Model	Vin(AC)	Power In (MAX.)	Power Out	Lamp Striking Voltage	Line Frequency	Lamp Voltage	Efficiency	Output Power Tolerant	Dimensions L x W x H mm	Protection	Hot Restrike
JB020CDM/M1	90 ~ 120V	25W	20W	3 ~ 5kV (peak to peak)	47 ~ 63Hz	80 ~ 120V 145Hz square wave	≥85%	±10%	72.5 x 46.5 x 30.8	★SCP	No
JB020CDM/M2	200 ~ 240V	25W	20W	3 ~ 5kV (peak to peak)	47 ~ 63Hz		≥85%	±10%	72.5 x 46.5 x 30.8	SCP	No
JB020CDM/S1	90 ~ 120V	25W	20W	3 ~ 5kV (peak to peak)	47 ~ 63Hz		≥85%	±10%	82 x 61 x 30	SCP	No
JB020CDM/S2	200 ~ 240V	25W	20W	3 ~ 5kV (peak to peak)	47 ~ 63Hz		≥85%	±10%	82 x 61 x 30	SCP	No
JB035CDM/S1	90 ~ 120V	45W	35W	3 ~ 5kV (peak to peak)	47 ~ 63Hz	80 ~ 120V 170Hz square wave	≥83%	±10%	82 x 61 x 30	SCP/OTP/Lamp Aging★	No
JB035CDM/S2	200 ~ 240V	45W	35W	3 ~ 5kV (peak to peak)	47 ~ 63Hz		≥83%	±10%	82 x 61 x 30	SCP/OTP/Lamp Aging	No
JB070CDM/S1	90 ~ 120V	88W	70W	3 ~ 5kV (peak to peak)	47 ~ 63Hz		≥85%	±7%	122 x 80 x 32	SCP/OTP/Lamp Aging	No
JB070CDM/S2	200 ~ 240V	88W	70W	3 ~ 5kV (peak to peak)	47 ~ 63Hz		≥85%	±7%	122 x 80 x 32	SCP/OTP/Lamp Aging	No
JB150CDM/S1	90 ~ 120V	178W	150W	3 ~ 5kV (peak to peak)	47 ~ 63Hz	75 ~ 130V 200Hz square wave	≥85%	±5%	133 x 88 x 33	SCP/OTP/Lamp Aging	No
JB150CDM/S2	200 ~ 240V	178W	150W	3 ~ 5kV (peak to peak)	47 ~ 63Hz		≥85%	±5%	133 x 88 x 33	SCP/OTP/Lamp Aging	No
JB250AC/HR/CDM	100 ~ 250V	320W	250W		47 ~ 63Hz	80 ~ 130V 120Hz square wave	≥90%	±5%	170 x 90 x 50	SCP/OTP/Lamp Aging	Yes
JB500AC/HR/CDM	100 ~ 250V	600W	500W		47 ~ 63Hz		≥90%	±5%	190 x 105 x 55	SCP/OTP/Lamp Aging	Yes

★ SCP: Short Circuit Protection
★ OTP: Over Temperature Protection

NOTICE: This product will generate high voltage, please read the instructions very carefully before installing in accordance with the safety regulations to prevent any accident or dangerous.

One-body sphericity ceramic tube.

Extremely good colour rendering (3000K: Ra>80 4200K: Ra>90).

Excellent colour stability.

High lamp efficacy results in low operating costs, longer lifetime.

All types are UV-Filter for reduced fading risks.

APPLICATIONS

- Shop
- Shop windows
- Offices
- Public building
- Commercial space
- Commercial display



JCL-T
single-ended



JCL-TD
double-ended



JCL-TC
mini-type



JCL-R111
reflector lamp



JCL-R
PAR lamp



JCL-R
MR-16 lamp

JENBO

JENBO LIGHTING INTERNATIONAL CO., LTD.
http://www.jenbo.com
service@jenbo.com
TEL: +886-2-26281171
FAX: +886-2-26281121

JENBO

JENBO LIGHTING INTERNATIONAL CO., LTD.
http://www.jenbo.com
service@jenbo.com
TEL: +886-2-26281171
FAX: +886-2-26281121

型號 Model		瓦數 Watage (W)	電壓 Voltage (V)	色溫 Color Temp. (K)	光通 Luminous Flux (Lm)	發光效率 Luminous Efficacy (Lm/W)	演色性 Color Rendering Index (CRI)	電流 Current (A)	平均壽命 Average Life (Hr)	管徑 Diameter d	光中心 Diameter a	總長 Max. Length l	燈座 Base	安裝角度 Operating Position	圖形 Fig.	P Brand	G Brand	JENBO Ballast
JCL-T	35W/830	37	88	3000	3300	89	>79	0.42	>9000	19	56	100	G12	any	1	CDM-T 35W/830	CMH39TU/VCU/830/G12	JB035CDM
	35W/942	37	88	4200	3300	89	>88	0.42	>9000	19	56	100	G12	any	1	CDM-T 35W/942	CMH39TU/842/G12	
	70W/830	72	88	3000	6600	92	>82	0.82	>9000	19	56	100	G12	any	1	CDM-T 70W/830	CMH70TU/830/G12	JB070CDM
	70W/942	72	88	4200	6600	92	>90	0.82	>9000	19	56	100	G12	any	1	CDM-T 70W/942	CMH70TU/942/G12	
	150W/830	145	96	3000	14000	97	>83	1.51	>9000	19	56	105	G12	any	1	CDM-T 150W/830	CMH150TU/830/G12	JB150CDM
	150W/942	145	90	4200	12700	88	>94	1.61	>9000	19	56	105	G12	any	1	CDM-T 150W/942	CMH150TU/942/G12	
JCL-TC	35W/830	37	88	3000	3300	89	>79	0.42	>9000	15	52	85	G8.5	any	2	CDM-TC 35W/830	CMH39TCU/830/G8.5	JB035CDM
	35W/942	37	88	4200	3300	89	>88	0.42	>9000	15	52	85	G8.5	any	2	CDM-TC 35W/942	CMH39TCU/942/G8.5	
	70W/830	72	83	3000	6500	90	>81	0.87	>9000	15	52	85	G8.5	any	2	CDM-TC 70W/830	CMH70TCU/830/G8.5	JB070CDM
	70W/942	72	83	4200	5900	82	>88	0.87	>9000	15	52	85	G8.5	any	2	CDM-TC 70W/942	CMH70TCU/942/G8.5	
JCL-TD	70W/830	72	92	3000	6500	90	>80	0.78	>9000	19	59	118	Rx7s	p45	3	CDM-TD 70W/830	CMH70TD/830/RX7S	JB070CDM
	70W/942	74	89	4200	6000	81	>90	0.83	>9000	19	59	118	Rx7s	p45	3	CDM-TD 70W/942	CMH70TD/942/RX7S	
	150W/830	144	96	3000	13250	92	>86	1.50	>9000	22	68	136	Rx7s	p45	3	CDM-TD 150W/830	CMH150TD/830/RX7S	JB150CDM
	150W/942	144	100	4200	14200	99	>94	1.44	>9000	22	68	136	Rx7s	p45	3	CDM-TD 150W/942	CMH150TD/942/RX7S	

Fig.1

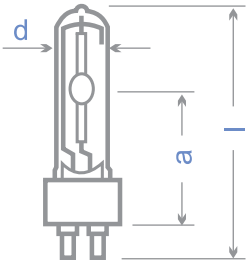
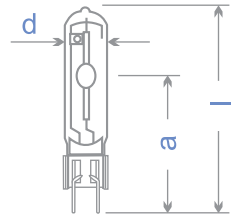


Fig.2



型號 Model		瓦數 Watage (W)	電壓 Voltage (V)	色溫 Color Temp. (K)	光通 Luminous Flux (Lm)	發光效率 Luminous Efficacy (Lm/W)	發光強度 Candela (Center Beam)	演色性 Color Rendering Index (CRI)	電流 Current (A)	平均壽命 Average Life (Hr)	管徑 Diameter d	照射角度 Irradiation Angle	總長 Max. Length l	燈座 Base	安裝角度 Operating Position	圖形 Fig.	P Brand	G Brand	JENBO Ballast
JCL-R MR16	20W/830 12D	20	100	3000	1060	53	11000	>85	0.20	>8000	51	12	66.5	GX10	any	4	CDM-R Mini 20W/830 GX10 MR16 10D	CMH20MR16/830/SP	JB020CDM
	20W/942 12D	20	100	4200	1007	50	10450	>85	0.20	>8000	51	12	66.5	GX10	any	4			
	20W/830 25D	20	100	3000	1060	53	3500	>85	0.20	>8000	51	25	66.5	GX10	any	4	CDM-R Mini 20W/830 GX10 MR16 25D	CMH20MR16/830/FL	
	20W/942 25D	20	100	4200	1007	50	3325	>85	0.20	>8000	51	25	66.5	GX10	any	4			
	20W/830 40D	20	100	3000	1060	53	1700	>85	0.20	>8000	51	40	66.5	GX10	any	4	CDM-R Mini 20W/830 GX10 MR16 40D	CMH20MR16/830/WFL	
	20W/942 40D	20	100	4200	1007	50	615	>85	0.20	>8000	51	40	66.5	GX10	any	4			
	35W/830 12D	37	88	3000	2100	57	16000	>88	0.42	>9000	51	12	66.5	GX10	any	4		CMH39MR16/930/SP	
	35W/942 12D	37	88	4200	2100	57	16000	>88	0.42	>9000	51	12	66.5	GX10	any	4		CMH39MR16/942/SP	
	35W/830 25D	37	88	3000	2100	57	5500	>88	0.42	>9000	51	25	66.5	GX10	any	4		CMH39MR16/930/FL	
	35W/942 25D	37	88	4200	2100	57	5500	>88	0.42	>9000	51	25	66.5	GX10	any	4		CMH39MR16/942/FL	
	35W/830 40D	37	88	3000	2100	57	3000	>88	0.42	>9000	51	40	66.5	GX10	any	4		CMH39MR16/930/WFL	
	35W/942 40D	37	88	4200	2100	57	3000	>88	0.42	>9000	51	40	66.5	GX10	any	4		CMH39MR16/942/WFL	
JCL-R PAR20L	35W/830 10D	37	88	3000	2000	54	23000	>79	0.42	>6000	64	10	92	E26/E27	any	5	CDM-R 35W/830 E27 PAR20 10D	CMH39UPAR20SP10	JB035CDM
	35W/942 10D	37	88	4200	1950	53	21500	>79	0.42	>7000	64	10	92	E26/E27	any	5	CDM-R 35W/942 E27 PAR20 10D	CMH39PAR20NSP4K	
	35W/830 30D	37	88	3000	2000	54	5000	>79	0.42	>6000	64	30	92	E26/E27	any	5	CDM-R 35W/830 E27 PAR20 30D	CMH39UPAR20FL25	
	35W/942 30D	37	88	4200	1950	53	5000	>79	0.42	>7000	64	30	92	E26/E27	any	5	CDM-R 35W/942 E27 PAR20 30D	CMH39PAR20FL4K	
JCL-R PAR30L	35W/830 10D	37	88	3000	2200	59	44000	>79	0.42	>6000	95	10	120	E26/E27	any	5	CDM-R 35W/830 E27 PAR30L 10D	CMH39PAR30LSP10	JB070CDM
	35W/942 10D	37	88	4200	2090	56	41800	>79	0.42	>6000	95	10	120	E26/E27	any	5		CMH39PAR30LNSP4K	
	35W/830 30D	37	88	3000	2200	59	7400	>79	0.42	>6000	95	30	120	E26/E27	any	5	CDM-R 35W/830 E27 PAR30L 30D	CMH39PAR30LFL25	
	35W/942 30D	37	88	4200	2090	56	7030	>79	0.42	>6000	95	30	120	E26/E27	any	5		CMH39PAR30LFL4K	
	70W/830 10D	72	90	3000	4850	67	68000	>91	0.80	>8000	95	10	120	E26/E27	any	5	CDM-R 70W/830 E27 PAR30L 10D	CMH70PAR30L830SP	
	70W/942 10D	72	90	4200	4300	60	63000	>92	0.80	>7000	95	10	120	E26/E27	any	5	CDM-R 70W/942 E27 PAR30L 10D		
	70W/830 30D	72	90	3000	4500	63	13500	>81	0.80	>8000	95	30	120	E26/E27	any	5	CDM-R 70W/830 E27 PAR30L 30D		
	70W/942 30D	72	90	4200	4300	60	13000	>92	0.80	>7000	95	30	120	E26/E27	any	5	CDM-R 70W/942 E27 PAR30L 30D		
	70W/830 40D	72	90	3000	4850	67	10000	>81	0.80	>8000	95	40	120	E26/E27	any	5	CDM-R 70W/830 E27 PAR30L 40D	CMH70PAR30L830FL	
70W/942 40D	72	90	4200	4300	60	9000	>92	0.80	>7000	95	40	120	E26/E27	any	5	CDM-R 70W/942 E27 PAR30L 40D			
JCL-R111	20W/830 10D	20	100	3000	750	38	20000	>83	0.20	>8000	111	10	95	GX8.5	any	6	CDM-R111 20W/830 GX8.5 10D		JB020CDM
	20W/942 10D	20	100	4200	713	36	19000	>83	0.20	>8000	111	10	95	GX8.5	any	6			
	20W/830 24D	20	100	3000	750	38	4500	>83	0.20	>6000	111	24	95	GX8.5	any	6	CDM-R111 20W/830 GX8.5 24D		
	20W/942 24D	20	100	4200	713	36	4275	>83	0.20	>6000	111	24	95	GX8.5	any	6			
	35W/830 10D	37	88	3000	1100	30	35000	>79	0.42	>7000	111	10	95	GX8.5	any	6	CDM-R111 35W/830 GX8.5 10D		JB035CDM
	35W/942 10D	37	88	4200	1100	30	35000	>90	0.42	>7000	111	10	95	GX8.5	any	6	CDM-R111 35W/942 GX8.5 10D		
	35W/830 24D	37	88	3000	1350	36	8500	>79	0.42	>7000	111	24	95	GX8.5	any	6	CDM-R111 35W/830 GX8.5 24D		
	35W/942 24D	37	88	4200	1350	36	8500	>90	0.42	>7000	111	24	95	GX8.5	any	6	CDM-R111 35W/942 GX8.5 24D		
	35W/830 40D	37	88	3000	1350	36	4000	>79	0.42	>7000	111	40	95	GX8.5	any	6	CDM-R111 35W/830 GX8.5 40D		
	35W/942 40D	37	88	4200	1350	36	4000	>90	0.42	>7000	111	40	95	GX8.5	any	6	CDM-R111 35W/942 GX8.5 40D		JB070CDM
	70W/830 10D	72	83	3000	2500	35	50000	>82	0.87	>7000	111	10	95	GX8.5	any	6	CDM-R111 70W/830 GX8.5 10D		
	70W/942 10D	72	83	4200	2375	33	47500	>82	0.87	>7000	111	10	95	GX8.5	any	6			
	70W/830 24D	72	83	3000	2850	40	15000	>82	0.87	>7000	111	24	95	GX8.5	any	6	CDM-R111 70W/830 GX8.5 24D		
	70W/942 24D	72	83	4200	2850	40	15000	>93	0.87	>9000	111	24	95	GX8.5	any	6	CDM-R111 70W/942 GX8.5 24D		
	70W/830 40D	72	83	3000	2850	40	9000	>82	0.87	>7000	111	40	95	GX8.5	any	6	CDM-R111 70W/830 GX8.5 40D		
	70W/942 40D	72	83	4200	2708	38	8500	>82	0.87	>7000	111	40	95	GX8.5	any	6			

Fig.5

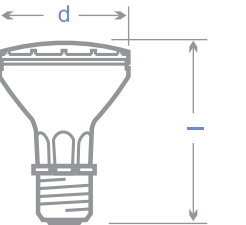


Fig.6

